





GIL PUBLICATIONS' Christian Fund Raising Program INSTRUCTIONS FOR CONDUCTING A FUND RAISER




**BIBLE
EXTRACTS**




**WOMEN
in the Bible**




**FATHERS
in the Bible**



**PRAYERS
in the Bible**



**VICTORIES
in the Bible**



**PARABLES
in the Bible**

Raising money through GIL PUBLICATIONS' **Christian Fund Raising Program** is a simple process that involves very few steps. We have intentionally made it easy so that you can do it quickly without a lot of fuss and with no risk and no up-front money involved.

Here are the simple steps:

1. Prepare ahead of time and print forms
2. Receive pledges to buy copies of the **Bible Word Search Books**.
3. Collect the money from your supporters.
4. Place an order with GIL Publications.
5. Distribute the books when they arrive.

1. What To Do Before the Fund Raiser Begins

The coordinator of the fund raiser should do the following:

- A. Read over these **Instructions for Conducting a Fund Raiser**.
- B. Print a copy of **Information Brochure** for each person working to raise funds.
- C. Print 2 copies of **Supporters Pledge Form** for each person who is raising funds.
- D. Schedule a **SHORT meeting** for all those who will participate in the fund raiser. At that meeting you will: (1) talk about the purpose of the fund raiser (why you are raising the money) and the benefit it will have for your church, ministry or school, (2) explain how the fund raiser will be conducted, (3) set the start and end dates (generally not more than 1 week), (4) distribute all the forms and instructions, (5) answer any questions, (6) set fund raising goals for the group and thus for each person, and (7) pray – ask God to oversee this fund raiser and to deliver supporters for your cause.

If a meeting is not appropriate then prepare a package for each person with a copy of a note from you that explains all of the things in D above.

Keep everything simple!

2. **Receive Pledges From Your Supporters**

This is how everyone can receive pledges from their supporters:

- A. Make a list of potential supporters:
 - 7 family members
 - 7 friends and associates
 - 7 co-workers
 - 7 fellow church members
 - 7 neighbors
 - anyone else that you believe will support your cause
- B. Look up each person's phone number and put it next to their name on the **Supporters Pledge Form**.
- C. Set aside a specific time to call each person and ask them for their support. Use the script on the **Supporters Pledge Form**.
- D. Make copies of the **Supporters Pledge Forms** for your family members who can help you raise money by making a list and calling people like you did in A, B and C above.

3. **Collect The Money From Your Supporters**

Generally, this type of fund raiser should not take long to do. It is best to have everyone work diligently and prayerfully for up to seven days contacting supporters and receiving pledges. In many instance Sunday to Sunday (or a regular meeting date) works great.

When you receive the pledges from your supporters you will let them know the due date for collecting their pledge – which should not be more that a week later. Ideally the schedule will go like this:

- A. Sunday - have a quick meeting (as described above), distribute materials
- B. Monday thru Saturday- everyone enlists supporters - **Supporters Pledge Forms**
- C. (1 week after start) Sunday thru Saturday – collect pledged money from supporters
- D. (2 week after start) Sunday – turn in all monies collected

4. **Place Order With GIL Publications**

- A. Monday –right after the money is collected - place an order for your books with GIL Publications

5. **Distribute Books to Your Supporters**

10 days after placing order – receive books from GIL Publications –
Books can be picked up on the following Sunday for distribution to supporters

Frequently Asked Questions Answers to Give To Your Supporters

How much are the Books?

The Bible Word Search puzzle books are just eight dollars each. Three volumes would be just \$24.00 which would help our _____ [church / school / ministry] a great deal. Again, we only need your pledge today. We can receive your contribution later. Can we count on you to help us with 3 volumes? (Pause)

Remember, we have six themes or volumes to choose from. Would you like to hear the list?

What are the six themes of the Bible Word Search books?

Volume I: Bible Extracts and Puzzles (popular and well-known scriptures & themes)
Volume II: Women in the Bible
Volume III: Fathers in the Bible
Volume IV: Prayers in the Bible
Volume V: Victories in the Bible
Volume VI: Parables in the Bible

What are the Bible Word Search books like?

The books have Scriptures on left side of the page. The Puzzles and list of keywords are on the right side of the page. All of the puzzles are in Large Print – good for seniors and for children.

How much is each book?

Each books cost \$8.00. The church makes \$4.00 on each book we sell.

When will you collect the money?

I do not need any money from you today. I can collect from you next week.

When will I receive the books?

Two weeks after the fund raiser is over.

Can I just give you a donation instead of buying the books?

Yes, of course, how much would you like to donate?